

STEPUP RINGLOCK SCAFFOLD PRODUCT CATALOG



STEPUP



TABLE OF CONTENTS

- Standards & Ledgers **4**
- Reinforced Ledgers **5**
- Boards **6**
- Covers, Decks & More **7**
- Transoms & Guardrail Panels **8**
- Sway Braces **9**
- Stage Brackets **10**
- Ladders & Brackets **11**
- Staircases & Guardrails **12**
- Fittings **12**
- Base Products, Storage Racks & Baskets **13**
- Other Accessories **14**

ABOUT US

We believe in providing the best quality based on North American industry standards and outperforming our competition with best-in-class value. We believe in creating loyal customers by providing a superior service experience.

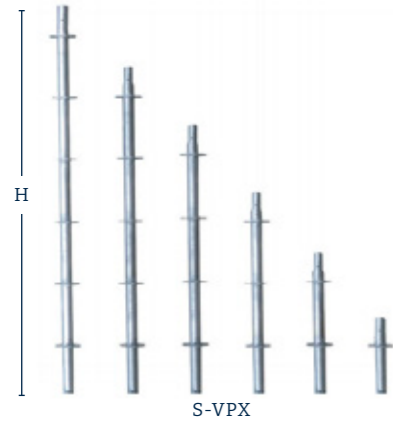
Since 1998, Stepup Scaffold has been providing quality scaffolding products in the North American market. STEPUP branded scaffolding products are made with Quality in mind through all phases of manufacturing: raw material selection, material preparation, welding, finishing, and packaging. The Six-Sigma based QA/

QC system in Stepup's manufacturing plant has enabled Stepup scaffolding products to meet or exceed the industry standards and OSHA requirements consistently.

Our commitment is to provide total satisfaction for customers, vendors and employees.

STANDARDS & LEDGERS

Standards



Part #	Description	Effective Height (M)	Weight (kgs)
S-VP05-C	Standard with Spigot – 0.5 M (1'7")	0.5	3.05
S-VP10-C	Standard with Spigot – 1.0 M (3'3")	1.0	5.50
S-VP15-C	Standard with Spigot – 1.5 M (4'9")	1.5	8.40
S-VP20-C	Standard with Spigot – 2.0 M (6'6")	2.0	9.96
S-VP25-C	Standard with Spigot – 2.5 M (8'2")	2.5	11.82
S-VP30-C	Standard with Spigot – 3.0 M (9'9")	3.0	14.02


Ledgers



Part #	Description	Effective Width (M)	Weight (kgs)
S-HL2	Ledger – 0.610 M (2')	0.610	3.02
S-HL3	Ledger – 0.914 M (3')	0.914	3.98
S-HL33	Ledger – 0.991 M (3'3")	0.991	4.19
S-HL36	Ledger – 1.067 M (3'6")	1.067	4.62
S-HL310	Ledger – 1.168 M (3'10")	1.168	4.86
S-HL4	Ledger – 1.219 M (4')	1.219	5.17
S-HL5	Ledger – 1.524 M (5')	1.524	6.23
S-HL6	Ledger – 1.83 M (6')	1.829	7.26
S-HL7	Ledger – 2.134 M (7')	2.134	8.40
S-HL8	Ledger – 2.438 M (8')	2.438	9.73
S-HL9	Ledger – 2.743 M (9')	2.743	10.52
S-HL10	Ledger – 3 M (10')	3.048	11.61

Part #	Description	Effective Width (M)	Weight (kgs)
S-HLM0650	Metric Ledger – 0.650 M	0.650	3.00
S-HLM0732	Metric Ledger – 0.732 M	0.732	3.46
S-HLM0885	Metric Ledger – 0.885 M	0.885	4.08
S-HLM1090	Metric Ledger – 1.090 M	1.090	4.99
S-HLM1286	Metric Ledger – 1.286 M	1.286	5.62
S-HLM1484	Metric Ledger – 1.484 M	1.484	6.20
S-HLM1572	Metric Ledger – 1.572 M	1.572	6.78
S-HLM2072	Metric Ledger – 2.072 M	2.072	8.25
S-HLM2572	Metric Ledger – 2.572 M	2.572	10.38

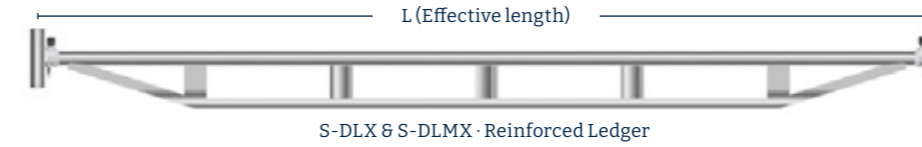
U-ledgers



Part #	Description	Effective Width (M)	Weight (kgs)
S-ULM073	U-Ledger – 0.732 M	0.732	6.15
S-ULM1090	U-Ledger – 1.090 M	1.090	8.81
S-ULM1400	U-Ledger – 1.4 M	1.400	11.05

REINFORCED LEDGERS

Reinforced Ledgers




Imperial

Part #	Description	Effective Length (M)	Weight (kgs)
S-DL5	Reinforced (Double) Ledger – 1.524 M (5')	1.524	10.32
S-DL6	Reinforced (Double) Ledger – 1.829 M (6')	1.829	12.77
S-DL7	Reinforced (Double) Ledger – 2.134 M (7')	2.134	13.72
S-DL8	Reinforced (Double) Ledger – 2.438 M (8')	2.438	16.63
S-DL9	Reinforced (Double) Ledger – 2.743 M (9')	2.743	18.14
S-DL10	Reinforced (Double) Ledger – 3.048 M (10')	3.048	18.80

Metric

Part #	Description	Effective Length (M)	Weight (kgs)
S-DLM1400	Metric Reinforced (Double) Ledger – 1.400 M	1.400	9.41
S-DLM1572	Metric Reinforced (Double) Ledger – 1.572 M	1.572	9.88
S-DLM2072	Metric Reinforced (Double) Ledger – 2.072 M	2.072	12.98
S-DLM2572	Metric Reinforced (Double) Ledger – 2.572 M	2.572	16.10
S-DLM3000	Metric Reinforced (Double) Ledger – 3.000 M	3.000	18.99

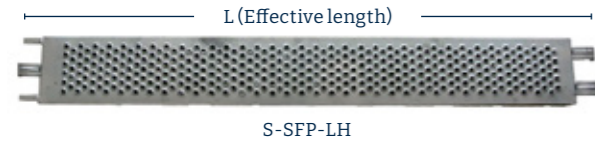
Reinforced Truss Joist Ledgers



Part #	Description	Effective Length (M)	Weight (kgs)
S-TJ8	Reinforced Truss Joist Ledger – 2.438 M (8')	2.438	23.63
S-TJ10	Reinforced Truss Joist Ledger – 3.048 M (10')	3.048	32.95
S-TJ12	Reinforced Truss Joist Ledger – 3.658 M (12')	3.658	39.55
S-TJ14	Reinforced Truss Joist Ledger – 4.267 M (14')	4.267	46.14
S-TJ16	Reinforced Truss Joist Ledger – 4.877 M (16')	4.877	52.73
S-TJ21	Reinforced Truss Joist Ledger – 6.401 M (21')	6.401	69.58
S-TJ28	Reinforced Truss Joist Ledger – 8.534 M (28')	8.534	92.63

BOARDS

192 mm wide Filler Boards




O SYSTEM

Part #	Description	Width (mm)	Effective Length (M)	Weight (kgs)
S-SFPM1572-LH	Filler Steel Plank w/Hooks, 1.572 M x 1.92 M	192	1.572	8.92
S-SFPM2072-LH	Filler Steel Plank w/Hooks, 2.072 M x 1.92 M	192	2.072	9.47
S-SFPM2572-LH	Filler Steel Plank w/Hooks, 2.134 M x 1.92 M	192	2.134	11.57
S-SFPM3072-LH	Filler Steel Plank w/Hooks, 2.572 M x 1.92 M	192	2.572	13.65

U SYSTEM


Part #	Description	Width (mm)	Effective Length (M)	Weight (kgs)
S-SFPM1090-U	U Filler Steel Plank w/Hooks, 1.090 M x 1.92 M	192	1.090	7.63
S-SFPM1400-U	U Filler Steel Plank w/Hooks, 1.400 M x 1.92 M	192	1.400	9.01
S-SFPM1572-U	U Filler Steel Plank w/Hooks, 1.572 M x 1.92 M	192	1.572	9.17
S-SFPM2072-U	U Filler Steel Plank w/Hooks, 2.072 M x 1.92 M	192	2.072	16.45
S-SFPM2572-U	U Filler Steel Plank w/Hooks, 2.572 M x 1.92 M	192	2.572	17.77

320mm wide Boards

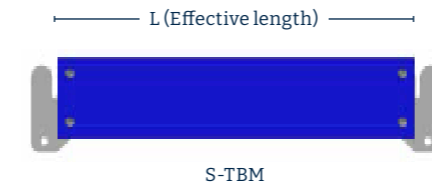


Part #	Description	Width (mm)	Effective Length (M)	Weight (kgs)
S-SPM0732-LH	Steel Plank with Hooks – 0.732 M	320	0.732	8.18
S-SPM1090-LH	Steel Plank with Hooks – 1.090 M	320	1.090	10.30
S-SPM1286-LH	Steel Plank with Hooks – 1.286 M	320	1.286	11.73
S-SPM1400-LH	Steel Plank with Hooks – 1.400 M	320	1.400	12.36
S-SPM1572-LH	Steel Plank with Hooks – 1.572 M	320	1.572	13.99
S-SPM2072-LH	Steel Plank with Hooks – 2.072 M	320	2.072	17.77
S-SPM2572-LH	Steel Plank with Hooks – 2.572 M	320	2.572	21.52
S-SPM3000-LH	Steel Plank with Hooks – 3.000 M	320	3.000	24.65

320mm wide U-ledger Boards



Toeboards




Part #	Description	Width (mm)	Effective Length (M)	Weight (kgs)
S-SPM1572-ULH	U-Ledger Steel Plank – 1.57 M	320	1.57	12.14
S-SPM2072-ULH	U-Ledger Steel Plank – 2.07 M	320	2.07	15.42
S-SPM2572-ULH	U-Ledger Steel Plank – 2.57 M	320	2.57	19.51
S-SPM3072-ULH	U-Ledger Steel Plank – 3.07 M	320	3.07	23.82

Part #	Description	Effective Length (M)	Weight (kgs)
S-TBM0732-U	U-Toeboard – 0.73 M	0.73	8.92
S-TBM1090-U	U-Toeboard – 1.09 M	1.09	2.15
S-TBM1400-U	U-Toeboard – 1.40 M	1.40	2.67
S-TBM1572-U	U-Toeboard – 1.57 M	1.57	3.05
S-TBM2072-U	U-Toeboard – 2.07 M	2.07	3.62
S-TBM2572-U	U-Toeboard – 2.57 M	2.57	4.43

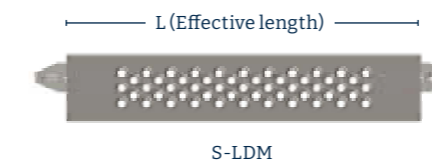
COVERS, DECKS & MORE

Steel Gap Cover 320mm




Part #	Description	Width (mm)	Effective Length (M)	Weight (kgs)
S-SPFM1090-LH	Steel Gap Cover 1.090 M x 3.20 M	320	1.090	3.80
S-SPFM2072-LH	Steel Gap Cover 2.072 M x 3.20 M	320	2.072	6.30
S-SPFM2572-LH	Steel Gap Cover 2.572 M x 3.20 M	320	2.572	8.50
S-SPFM3072-LH	Steel Gap Cover 3.072 M x 3.20 M	320	3.072	10.70

Gap Decks




Part #	Description	Width (M)	Weight (kgs)
S-LDM1090	Gap Deck – 1.572 M	1.09	4.81
S-LDM157	Gap Deck – 1.572 M	1.57	6.35
S-LDM2072	Gap Deck – 2.072 M	2.07	7.96
S-LDM2572	Gap Deck – 2.572 M	2.57	9.57

Corner Decks



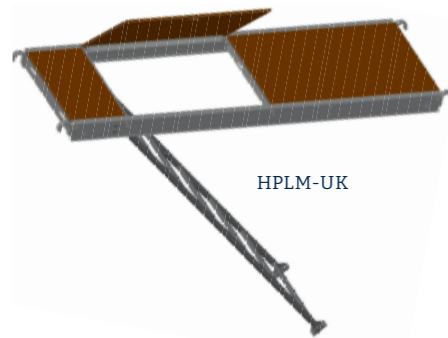
Part #	Description	Width (M)	Weight (kgs)
S-CDM0360-U	Corner Deck – U System 0.360 M	0.360	6.59
S-CDM0732-U	Corner Deck – U System 0.732 M	0.732	25.59

Board Retainer



Part #	Description	Effective Length (M)	Weight (kgs)
S-BRM0390-U	Board Retainer – 0.390 M	0.390	1.67
S-BRM0732-U	Board Retainer – 0.732 M	0.732	2.82
S-BRM1090-U	Board Retainer – 1.090 M	1.090	3.88
S-BRM1400-U	Board Retainer – 1.400 M	1.400	4.79
S-BRM1572-U	Board Retainer – 1.572 M	1.572	5.10
S-BRM2072-U	Board Retainer – 2.072 M	2.072	6.77
S-BRM2572-U	Board Retainer – 2.572 M	2.572	8.24

Ladder Hatch Planks



Part #	Description	Width (mm)	Effective Length (mm)	Weight (kgs)
HPLM2072-UK-610-A	Ladder Hatch Plank 2.072m x 610mm wide with 2m stairs	2.072	610	22.95
HPLM2572-UK-610	Ladder Hatch Plank 2.572m x 610mm wide with 2m stairs	2.572	610	22.95
HPLM3072-UK-610	Ladder Hatch Plank 3.072m x 610mm wide with 2m stairs	3.072	610	28.94
HPLM2572-UK-610-U	U – Ladder Hatch Plank 2.572m x 610mm wide with 2m stairs	2.572	610	25.95

TRANSOMS



Part #	Description	Bay Width (M)	Weight (kgs)
S-LTPM1090	Ledger to Plank Transom – 1.090M	1.090	8.01
S-IBTM1090-1	Inside Board Transom (One Board) – 1.090M	1.090	8.34
S-IBTM1090-2	Inside Board Transom (Two Board)-1.090M	1.090	9.30
S-LTLM1090	Ledger to Ledger Intermediate Transom – 1.090M	1.090	9.30
S-USST0732	U Side by Side Transom 0.732M	0.732	5.33
S-USST1090	U Side by Side Transom 0.732M	1.090	7.82
S-USST1400	U Side by Side Transom 0.732M	1.400	9.96
S-USST1572	U Side by Side Transom 0.732M	1.572	11.13
S-USST2072	U Side by Side Transom 0.732M	2.072	14.59
S-USST2572	U Side by Side Transom 0.732M	2.572	17.84
S-USST3072	U Side by Side Transom 0.732M	3.072	21.04

GUARDRAIL PANEL



Part #	Description	Effective Length (M)	Weight (kgs)
S-BGRPM0732-U	Ring Guard Rail Panel – 0.732 M	0.732	6.87
S-BGRPM1090-U	Ring Guard Rail Panel – 1.090 M	1.090	8.99
S-BGRPM1400-U	Ring Guard Rail Panel – 1.400 M	1.400	11.22
S-BGRPM1485-U	Ring Guard Rail Panel – 1.485 M	1.485	11.36
S-BGRPM2072-U	Ring Guard Rail Panel – 2.072 M	2.072	15.29
S-BGRPM2572-U	Ring Guard Rail Panel – 2.572 M	2.572	18.57
S-BGRPM3090-U	Ring Guard Rail Panel – 3.090 M	3.090	21.92

SWAY BRACES


Ringlock Sway Braces



S-BBX & S-BBMX Sway Brace

Part #	Description	Bay Width (M)	Weight (kgs)	Part #	Description	Bay Width (M)	Weight (kgs)
S-BB36	Sway Brace – 1.067 M (3'6")	1.067	7.72	S-BBM0650	Metric Sway Brace – 0.650 M	0.650	7.36
S-BB4	Sway Brace – 1.219 M (4')	1.219	7.90	S-BBM0885	Metric Sway Brace – 0.885 M	0.885	7.55
S-BB5	Sway Brace – 1.524 M (5')	1.524	8.33	S-BBM1150	Metric Sway Brace – 1.150 M	1.150	7.84
S-BB6	Sway Brace – 1.829 M (6')	1.829	8.83	S-BBM1286	Metric Sway Brace – 1.286 M	1.286	8.01
S-BB7	Sway Brace – 2.134 M (7')	2.134	9.38	S-BBM1572	Metric Sway Brace – 1.572 M	1.572	8.34
S-BB8	Sway Brace – 2.438 M (8')	2.438	10.28	S-BBM2072	Metric Sway Brace – 1.625 M	1.625	9.30
S-BB10	Sway Brace – 3.048 M (10')	3.048	12.07	S-BBM2572	Metric Sway Brace – 2.572 M	2.572	10.29

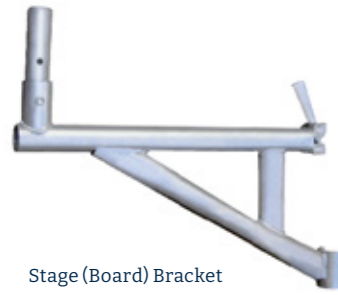
Swivel Clamp Braces



S-CCBX Swivel Clamp Sway Brace

Part #	Description	Bay Width (M)	Bay Width (ft)	Weight (kgs)
S-CCB50	Swivel Clamp Sway (Bay) Brace – 6'6"	0.914 – 1.524	3' – 5'	9.68
S-CCB70	Swivel Clamp Sway (Bay) Brace – 9'7"	1.524 – 2.134	5' – 7'	10.51
S-CCB82	Swivel Clamp Sway (Bay) Brace – 10'6"	1.829 – 2.591	6' – 8'6"	12.40
S-CCB100	Swivel Clamp Sway (Bay) Brace – 12'	2.591 – 3.048	8'6" – 10'	16.20

STAGE (BOARD) BRACKETS




Stage (Board) Bracket



Single Stage (Board) Bracket

Part #	Description	Effective Length (M)	Weight (kgs)
S-BRKT1	Stage (Board) Bracket (Single) – 11”	0.279	1.93
S-BRKT2	Stage (Board) Bracket – 2’	0.610	5.65
S-BRKT36	Stage (Board) Bracket – 36”	0.914	7.09
S-BRKT33	Stage (Board) Bracket – 3’3”	0.991	8.54
S-BRKT0360	Metric Board Bracket – 0.360 M	0.360	4.72
S-BRKT0650	Metric Board Bracket – 0.650 M	0.650	5.98
S-BRKT0732	Metric Board Bracket – 0.732 M	0.732	6.35
S-BRKT0885	Metric Board Bracket – 0.885 M	0.885	7.04
S-BRKT1090	Metric Board Bracket – 1.090 M	1.090	8.38
S-BRKT1150	Metric Board Bracket – 1.150 M	1.150	8.31

U SYSTEM

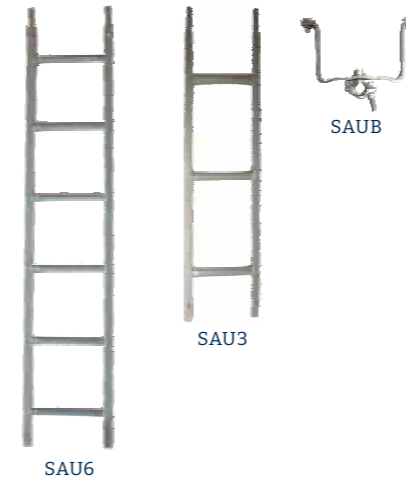


U System Extension Bracket

Part #	Description	Effective Length (M)	Weight (kgs)
S-BRKT0390-U	U System Board Bracket – 0.390 M	0390	4.24
S-BRKT0732-U	U System Board Bracket – 0.732 M	0.732	6.46
S-BRKT0180-EX-U	U System Extension Bracket	0.180	2.57

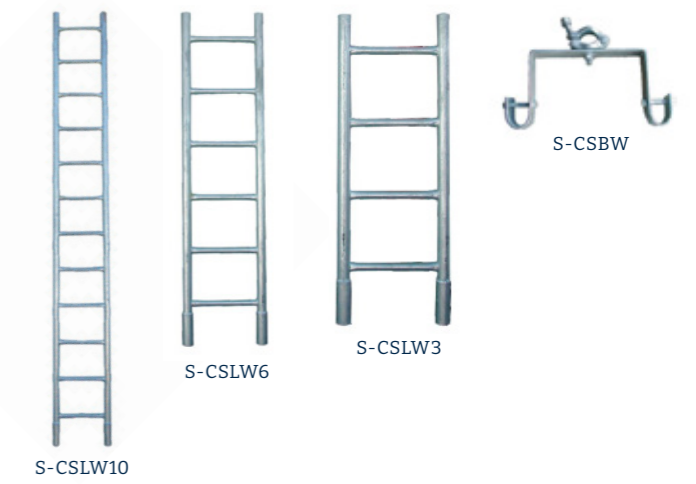
LADDERS & BRACKETS

Ladder & Ladder Brackets



Part #	Description	Effective Length (ft)	Weight (lbs)
SAU6	Ladder – 6’	6	19.38
SAU3	Ladder – 3’	3	13.23
SAUB	Ladder Bracket	-	5.84

Tubular Ladders & Brackets

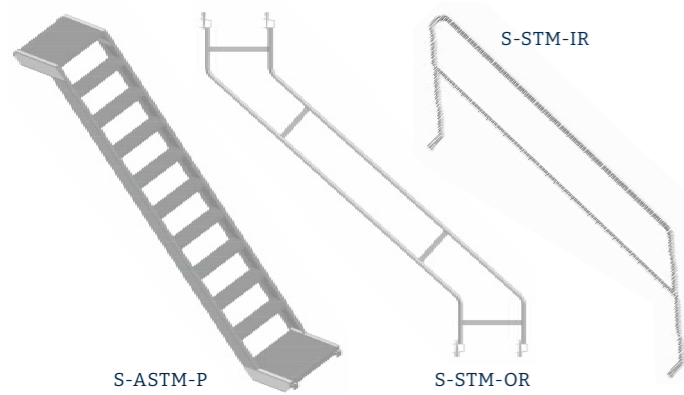


Part #	Description	Effective Length (ft)	Weight (lbs)
S-CSLW10	Ladder – 10’	10	49.72
S-CSLW6	Ladder – 6’	6	22.04
S-CSLW3	Ladder – 3’	3	17.64
S-CSBW	Ladder Bracket	-	9.14

17 inch wide ladders & brackets

Part #	Description	Effective Length (ft)	Weight (lbs)
S-LD6-17W	17" Wide Ladder – 6' long	3	22.15
S-LD3-17W	17" Wide Ladder – 3' long	6	11.79
S-LBRKT-17W	17" Wide Ladder Bracket – 7.25" deep	-	7.63

STAIRCASES & GUARDRAILS



Part #	Description	Effective Height (M)	Weight (kgs)
S-ASTM2572-P	Stair Platform w/ Landing O-Type – 2m x 2.572m	2.572	29.50
S-ASTM2572-P-U	Stair Platform w/ Landing U-Type – 2m x 2.572m	2.572	22.45
S-ASTM3072-P-U	Stair Platform w/ Landing U-Type – 2m x 3.072m	3.072	28.57
S-STM2000-IR	Alumin/Stair Inner Guardrail 2m	2.000	11.57
S-STM2500-IR	Alumin/Stair Inner Guardrail 2.5m	2.500	13.48
S-STM2572-OR	Alumin/Stair Outer Guardrail 2m x 2.572m	2.572	14.19
S-STM2072-OR	Alumin/Stair Outer Guardrail 2m x 3.072m	3.072	17.18


FITTINGS



Part #	Description	Weight (kgs)
S-CLAMPR	Clamp on Rosette Coupler	1.09
CLAMP-IBTC	I-Beam Tube Clamp	1.65
CLAMP-JP-P	Pressed Steel Joint Pin	0.72
CLAMP-R-UK	Right Angle Clamp Forged-UK Style	0.96
CLAMP-S-UK	Drop Forged Swivel Coupler-UK Style	1.85
CLAMP-SLC-P	Pressed Steel Sleeve Coupler	1.00
CLAMP-WC-F	Drop Forged Wrapover Coupler	1.00
S-RCP	Double Wedgehead Coupler	1.17
CLAMP-AD-R	Ridgid Wedgehead Coupler	1.42
CLAMP-AD-S	Swivel Wedgehead Coupler	0.59
WEDGE-CLAMP-R	Right Angle Wedge Clamp	1.45
WEDGE-CLAMP-S	Swivel Wedge Clamp	1.66
S-IBTC-S	Swivel Beam Clamp	1.64
S-AHC	Adjustable Handrail Coupler	0.59
STSM-12x37	Self Tapping Screw for Razor Decks 37mm	0.01
STSM-12x67	Self Tapping Screw for Razor Decks 67mm	0.01

BASE PRODUCTS

Screw Jacks & Starter Collar



Part #	Description	Weight (kgs)
S-SJB	System Screw Jack – 1.5”	3.56
S-SJS	System Swivel Screw Jack – 1.5”	5.10
S-RCA	Ringlock Caster Adapter	4.99
S-COLLAR	Starter Collar	1.58

STORAGE RACKS & BASKETS



Part #	Description	Weight (kgs)
S-SSRS	System Scaffold Rack	48.99
S-SSB	System Scaffold Basket	83.04

OTHER ACCESSORIES

Scaffold Accessories



S-RDARM



S-UDARM

Part #	Description	Weight (kgs)
S-RDARM	Ringlock Davit Arm	10.72
S-UDARM	Universal Davit Arm	11.18
S-GRP	System Guard Rail Post	8.00
S-LEGLOCK	Ringlock Suspended Connector	3.22
S-SCLAMP	Spigot Clamp	1.95
CGRGTE-B	Fixed Scaffold Swing Gate – 38" Span	8.16
CGRGTE-R	Adjustable Scaffold Swing Gate	13.06
S-CU12	System Caster – 12"	18.01
RING	Rosette for Vertical	3.22
S-HLX-02	Ringlock Casted Mouthpiece	0.12+
S-HLX-02-FE	Ringlock Casted Mouthpiece with Flat End	0.12



S-GRP



S-LEGLOCK



S-SCLAMP



S-CU12



RING



CGRGTE-R



S-HLX-02



S-HLX-02-FE

NOTES

Grid area for notes.



CONTACT STEPUP

USA

Corporate Headquarters
2005 Fletcher Creek Drive
Memphis, TN 38133-7059
Phone: (+1) 901.452.0188

Atlanta
4520 Palazzo Way
Douglasville, GA 30134
Phone: (+1) 770.577.4222

Houston
10550 Beaumont Highway,
Houston, TX 77078
Phone: (+1) 713.678.8877

Los Angeles

4901 Cecilia Street
Cudahy, CA 90201
Phone: (+1) 562.907.7837

New York

55-40 44th Street
Maspeth, NY 11378
Phone: (+1) 718.456.3218

CANADA

10520 111th Street NW
Edmonton
Alberta T5G 0B6
Phone: 713.678.8877

COLOMBIA

(Office)
Cra 44 # 18-56
Medellin, Colombia
Phone: (+ 57) 605 319 5855

(Factory)
Km8 Via Tubara - Barranquilla
Free Zone La Cayena
Lot 19-19B
Warehouses 1-4
Phone: +57 605 319 5855

UNITED KINGDOM

74 Loanbank Quadrant
G51 3HZ
Glasgow, Scotland
Phone: (+44) 141 286 0630

DENMARK

Kallerupvej 54
DK-2640 Hedehusene
Phone: (+45) 1505 324 399



STEPUP

info@stepupscaffold.com · www.stepupscaffold.com